



CARRY

68 CALIBER LESS LETHAL LAUNCHER




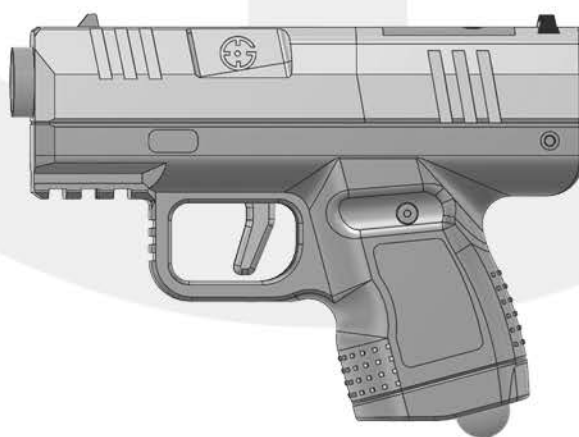
TABLE OF CONTENTS

INTRODUCTION	1
SAFETY PRECAUTIONS	2
WARNINGS	3
LOADING	4
OPERATION	5
GENERAL INFO	6
SUPPORT	7

1: INTRODUCTION

THE **GRIMBURG CARRY** IS A PRECISION ENGINEERED LESS LETHAL LAUNCHER DESIGNED FOR SELF-DEFENSE AND LAW ENFORCEMENT. BUILT WITH ROBUST MATERIALS AND INNOVATIVE FEATURES, THE CARRY ENSURES RELIABILITY, SAFETY, AND OPTIMAL PERFORMANCE.

READ THIS MANUAL CAREFULLY BEFORE USE. BY OPERATING THIS LAUNCHER, YOU AGREE TO FOLLOW ALL SAFETY PRECAUTIONS AND GUIDELINES OUTLINED IN THIS DOCUMENT.



2: SAFETY

TREAT EVERY LAUNCHER AS IF IT WERE LOADED.

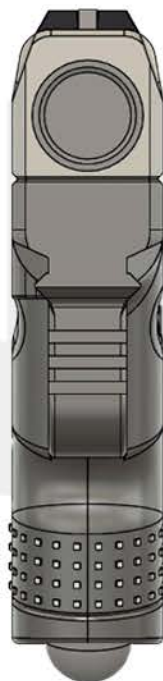
KEEP LAUNCHER POINTED IN A SAFE DIRECTION.

KEEP FINGER OFF TRIGGER UNTIL READY TO FIRE.

WEAR EYE PROTECTION WHEN HANDLING OR FIRING THE LAUNCHER.

DO NOT MODIFY OR DISASSEMBLE PARTS .

STORE SECURELY, AWAY FROM UNAUTHORIZED USERS.



3: WARNINGS

THE CARRY IS **NOT A TOY**. HANDLE IT WITH CARE AND RESPONSIBILITY.


MISUSE **MAY CAUSE INJURY OR DEATH**. USE RESPONSIBLY.

DO NOT AIM AT HEAD, NECK, OR SPINE TO PREVENT SEVERE HARM.

KEEP AWAY FROM HEAT AS **CO2 MAY EXPLODE**.

USE FOOD GRADE CO2 CARTRIDGES TO AVOID CLOGGING.

USE **ONLY APPROVED AMMO**. OTHERS MAY CAUSE DAMAGE.



4: LOADING

1. ROTATE THE TOOL-LESS CAP **COUNTER CLOCKWISE**.
2. **REMOVE THE SPRING** AND FOLLOWER.
3. LOAD **FIVE PROJECTILES** INTO THE MAGAZINE TUBE.
4. REPLACE THE SPRING **AND FOLLOWER**.
5. **RE-TIGHTEN** THE TOOL-LESS CAP SECURELY.

IF USING IRRITANT PROJECTILES, BE SURE TO USE THE **LIGHT SPRING**.



5: OPERATION

1. INSURE THE LAUNCHER IS LOADED AND **POINT SAFELY**.
2. INSERT AN 8, 12, OR, 16G **THREADED CO2** CARTRIDGE INTO THE GRIP.
3. **SCREW IT IN** A FEW THREADS, WITHOUT PUNCTURING THE CARTRIDGE.
4. **TWIST TO PUNCTURE**, WHEN READY TO USE.
5. **PULL TRIGGER TO FIRE**.
6. **UNSCREW** CO2 TO DEPRESSURISE THE LAUNCHER.



6: GENERAL INFO

CONCEALED CARRY

33 JOULES WITH AN 8G CO2 AND A 3.8 INCH BARREL.

HOME DEFENSE

50+ JOULES WITH A 16G CO2 AND A 7.5 INCH BARREL.

LUBRICATION

APPLY A SINGLE DROP OF GRIMBURG AMBER GREASE OR SILICONE OIL TO THE TOP OF EVERY OTHER CO2 CARTRIDGE USED.

OPERATING TEMPERATURE

20°F – 100°F

DEGAS CO2 ASAP AFTER USE.



7: SUPPORT

WE TRULY **STAND BEHIND OUR PRODUCTS** AND CARE ABOUT OUR CUSTOMERS. IF SOMETHING GOES WRONG, JUST TELL US WHAT HAPPENED. **WE'RE HERE TO HELP.** WE RARELY CHARGE FOR SERVICE OR PARTS. WE'LL GET YOU **BACK UP AND RUNNING.**

PHONE: 207-256-9762

EMAIL: CS@GRIMBURG.ME

